

POWER PKG  
KITS  
SUPERCHARGERS  
CRATE ENGINES  
CARBS & ACCESS.  
INSTALL ITEMS  
MANIFOLDS  
EFI  
GASKETS  
HEADS  
LUBRICANTS  
CAMS & ACCESS.  
FUEL PUMPS  
NITROUS  
WATER PUMPS  
ACCESS.  
QUICKSTART  
SPORTSWEAR  
INDEX

Edelbrock

# POWER PACKAGE GUIDE



Performer RPM E-Tec Power Package



**435 HP 435 ft/lbs.**

Performer RPM E-Tec Package dyno test results on a 350 Chevy. For more info see our Performer RPM Crate Engine on page 35.

## THE EDELBROCK TOTAL POWER PACKAGE® SYSTEM DELIVERING SEAT-OF-THE-PANTS PROVEN PERFORMANCE WITH NO GUESSWORK

To get great performance out of any engine, the components must work together. Since the early 1980's, the Edelbrock Total Power Package System has solved the parts matching puzzle for many street performance enthusiasts. Intake manifolds, camshaft kits, cylinder heads and carburetors are the core of the Power Package and can be purchased one piece at a time or in a single box with our popular Top End Kits on pages 13-14.

### PERFORMER® PACKAGES STREET LEGAL\* POWER FROM IDLE TO 5500 RPM

An Edelbrock Performer Power Package is designed to greatly increase performance and driveability in the low- to mid-rpm range. Your stock engine will be more efficient, with the potential for increased mileage and lower exhaust emissions. For late-model fuel injected vehicles, Performer intake manifolds offer performance improvements with emissions equipment compatibility.

### E-STREET® PACKAGES AFFORDABLE PERFORMANCE FROM IDLE TO 5500 RPM

E-Street Power Packages are designed to deliver entry-level street performance and great driveability from idle to 5500 rpm. These packages use Performer intake manifolds and camshafts, but feature our E-Street cylinder heads. **E-Street heads are designed for high performance street applications with hydraulic flat tappet camshafts** and feature larger than stock intake and exhaust ports to improve engine efficiency.

### PERFORMER RPM™ PACKAGES POWER FROM 1500 TO 6500 RPM

The Performer RPM Power Package has a broad operating range for streetable performance and high-end horsepower. The dual-plane, 180° design of the Performer RPM intake works with an Edelbrock carburetor for great throttle response and power up to 6500 rpm. Our RPM Air-Gap manifolds have a unique air-gap design for a cooler, denser intake charge and more power. The Performer RPM cam has more lift and duration than most street cams with acceptable low-end torque while maintaining 10"-12" Hg @ idle. Performer RPM Power Packages also help make your engine more efficient, with the potential for increased mileage.

Performer RPM heads are matched to the intake and available assembled with top-quality valvetrain parts for maximum bolt-on power. **All Performer RPM heads are now available with spring packages for hydraulic flat tappet and hydraulic roller applications.** Ideal for high-performance street and weekend events, Performer RPM packages are for non-emission engines only. Because of the high rpm (above 5500) capabilities of this package, a high-volume oil pump, adjustable rocker arms & high-performance pistons with 9.5:1 compression are recommended.

Check our Crate Engine Section (pgs. 32-40) and Power Package Kits Section (pgs. 13-14) for the whole package in one box!



## PERFORMER & E-STREET POWER PACKAGES - IDLE TO 5500 RPM

Application	Intake Manifolds & EFI Systems (C)	Carburetor or Throttle Body Size	Cylinder Heads (C)	Camshaft & Lifters	Timing Chain	Gear Drive	Valve Springs For OE Head (E)	Valve Springs For Edelbrock Heads	Valve Spring Kits
<b>AMC</b>									
290-401 V8 1970-91	2131, 3731	500-650 cfm	60139	2132	7818	—	5832, 5932	5792	(F)
<b>BUICK</b>									
400-455 V8 1967-76	2146	650-800 cfm	60049	—	7840	—	5792	5792	(H)
<b>CHEVROLET</b>									
262-400 V8 1957-86	2101, 2601, 2701	600-650 cfm (D)	60759	2102, 2103, 2208 (G)	7331, 7800, 7802	7890	5802, 5902	5825	5894
262-400 V8 1957-86 non-EGR (E-Street)	2701	600-650 cfm (D)	5073, 5089	2102, 2103, 2208 (G)	7331, 7800, 7802	7890	5802, 5902	5767	5894
283-400 V8 w/Vortec or E-Tec 1957-99	2116, 2716	600-650 cfm (D)	60979	2102, 2103	7331, 7800, 7802	7890	—	5767	—
305-400 V8 1987-95 non-EGR (A)	2104, 2604	600-650 cfm (A,D)	60859	2102, 2103	7331, 7800, 7802	7890	5802, 5902	5767	5894
262-400 V8 1973-86 EGR (not H.O. or T.P.I.)	3701	600-650 cfm (D)	60759	2102, 2103	7331, 7800, 7802	7890	5802, 5902	5825	5894
305 V8 EGR LG4/L69 1978-86	3701	—	60759	3702	7331, 7800, 7802	7890	5802, 5902	5825	5894
262-400 V8 EGR 1987-95	3706	—	60859	2102, 2103 (B,D)	7331, 7800, 7802	7890	5802, 5902	5767	5894
305, 350 V8 T.B.I. 1987-95	3704	—	60859	3702 (A,D)	7331, 7800, 7802	—	5802, 5902	5767	5894
396-427-454 V8 1965-90	2161, 3761	600-800 cfm (D)	60479	2162 (A)	7334, 7809, 7810	7891	5862	5745	5895
396-502 V8 1965-90 non-EGR (E-Street)	2161	600-800 cfm (D)	50459	2162 (A)	7334, 7809, 7810	7891	5862	5745	5895
454 V8 T.B.I. 1987-95 (Mk IV) (Gen V)	3764	—	60499	—	7334, 7809, 7810	—	5862	5745	5895
<b>CHRYSLER</b>									
318-360 V8 1964-91	2176, 3776	600-650 cfm (D)	—	2177 (A)	7803	—	5877, 5977	—	(F)
361-383-400 V8 1959-79	2186	600-800 cfm	—	2192 (A)	7804	—	5892, 5992	—	(F)
413-440 V8 1959-79 (E-Street)	2191	750-800 cfm	5093	2192 (A)	7804	—	5892, 5992	5792	(F)
413-440 V8 1959-79	2191	750-800 cfm	—	2192 (A)	7804	—	5892, 5992	—	(F)

CONTINUED ON THE NEXT PAGE...

\*Many Performer Power Package components are street legal. See separate listings for details. Check the part description in each section to determine if the part is legal for sale or use on pollution controlled motor vehicles.

**PERFORMER & E-STREET POWER PACKAGES – IDLE TO 5500 RPM (CONTINUED)**

Application	Intake Manifolds & EFI Systems (C)	Carburetor or Throttle Body Size	Cylinder Heads (C)	Camshaft & Lifters	Timing Chain	Gear Drive	Valve Springs For OE Head (E)	Valve Springs For Edelbrock Heads	Valve Spring Kits
<b>FORD</b>									
289-302 V8 Early Models 1965-95	2121	500-650 cfm (D)	60329, 60359	2122 (A)	7335, 7811, 7814, 7820	7892	5822, 5922	5825	5896
289-302 V8 non-EGR (E-Street)	2121	500-650 cfm (D)	5023, 5025	2122 (A)	7335, 7811, 7814, 7820	7892	5822, 5922	5767	5896
289-302 V8 EGR except EFI 1973-85	3721, 3723	—	60329, 60359	2122 (A)	7335, 7811, 7814, 7820	7892	5822, 5922	5825	5896
5.0L V8 EFI 1986-95 Mustang GT/LX	3821	70mm (B)	60379, 60399	3722	7811, 7814	7892	5822	5825	(F)
5.0L V8 EFI 1987-95 trucks	3841	—	60379, 60399	—	7811, 7814	7892	5822	5825	(F)
5.8L V8 EFI 1988-95 trucks	3881	—	60379, 60399	—	7811, 7814	7892	5822	5825	(F)
351W V8 1969-95	2181	600-650 cfm (D)	60329, 60359	2182	7335, 7811, 7814, 7820	7892	5882, 5982	5825	(F)
351W V8 non-EGR (E-Street)	2181	600-650 cfm (D)	5023, 5025	2182 (A)	7335, 7811, 7814, 7820	7892	5822, 5922	5767	5896
351W V8 EGR except EFI 1973-95	3781, 3783	—	60329, 60359	2182 (A)	7811, 7814	7892	5882, 5982	5825	(F)
351M-400 V8 1971-82	2171, 3771	600-650 cfm	—	2172	7821	—	5872, 5972	—	(F)
352-360-390-427-428 V8 1958-76	2105	600-800 cfm	—	2106 (A)	7808	—	5806, 5906	—	(F)
429/460 V8 1968-87 except EFI	2166, 3766	650-800 cfm	—	2167 (A)	7830	7894	5867	—	(F)
<b>OLDSMOBILE</b>									
330-350-403 V8, 1964-85	2711, 3711	500-650 cfm (D)	—	3712 (A,B)	7813	—	5812	—	(F)
400-425-455 V8, 1967-76	2151	750-800 cfm (D)	—	2152	7813	—	—	—	(F)
<b>PONTIAC</b>									
350-455 V8 1965-79	2156	600-800 cfm	60579, 61579, 61599	2157 (A)	7812	7895	5857	5767	(F)

**PERFORMER RPM POWER PACKAGES – 1500 TO 6500 RPM**

Application	Intake Manifolds & EFI Systems (C)	Carburetor or Throttle Body Size	Cylinder Heads (C)	Camshaft & Lifters	Timing Chain	Gear Drive	Valve Springs For OE Head (E)	Valve Springs For Edelbrock Heads	Valve Spring Kits
<b>AMC</b>									
343-401 V8 1968-91	7530, 7531	650-800 cfm	60119	7132	7818	—	—	5792	—
<b>CHEVROLET</b>									
283-400 V8 (A) 1957-86	7101, 7501	650-800 cfm	60719, 60739, 60899	7102, 2201 (G)	7800, 7331	7890	5703	5825	5794
283-400 V8 w/Vortec or E-Tec '57-99	7116, 7516	650-800 cfm	60979, 60989	7102, 2201, 2204 (G)	7800, 7801, 7331	7890	—	5767	—
350 LT1	7107	3809/3810	61909	2108/97384/97383	—	—	5767 (H)	5767	—
350 LT4	7109	3809/3810	61939	2108/97384/97383	—	—	5768 (H)	5768	—
LM/LS Series 4.8, 5.3, 5.7, 6.0L 1998-02	7118	650-800 cfm	61969, 61949	2215 (G), 2216 (G)	—	—	—	5768	—
396-454 V8 (oval-port) 1965-90	7161, 7561	650-800 cfm	60459, 79459	7162, 2261 (G)	7810, 7334	7891	5762	5745	5795
396-454 V8 (rect.-port) 1965-90	7163, 7562	650-800 cfm	60559, 79559	7162, 2261 (G)	7810, 7334	7891	5762	5745	5795
ZZ-502 V8 Gen V & Gen VI	2902	800 cfm	79559	2261 (G)	7816	—	5745	5745	—
<b>CHRYSLER</b>									
340-360 V8 1964-91	7176, 7576	650-800 cfm	60779	7177	7803	—	5777	5767	(F)
383-400 V8 1959-79	7186	750-800 cfm	60929	7194	7804	—	5792	5792	(F)
413-426-440 V8 1959-79	7193	750-800 cfm	60929	7194	7804	—	5792	5792	(F)
<b>FORD</b>									
289-302 V8 1965-95	7121, 7521	600-800 cfm	79259, 60229, 60259	7122, 2221 (G)	7811, 7820, 7335	7892	5722	5768/5825	5796
302 E-Boss	7129	600-800 cfm	61699	—	7820	7892	5792 (H)	5792	—
5.0L 1986-95	7123	70mm (B)	60399	—	7811	7892	5722	5825	(F)
351W V8 1969-95	7181, 7581	650-800 cfm	79259, 60229, 60259	7182, 2281 (G)	7811, 7820, 7335	7892	5722	5768/5825	(F)
351 Clever (Cleveland heads on 351W block)	7183	650-800 cfm	61699	2281/97453	7820	7892	5792 (H)	5792	—
351C	7564	650-800 cfm	61629	7168	7821	7896	5792 (H)	5792	—
390-428 FE 1958-76	7105	650-800 cfm	60069	7106	7808	—	5767	5792	(F)
429/460 V8 1968-87	7166, 7566	750-800 cfm	60669, 60679	7167	7830	7894	5767	5745	(F)
<b>OLDSMOBILE</b>									
350-403 V8 1964-85	7111	600-800 cfm	60519	7112	7813	—	5712	5767	(F)
<b>PONTIAC</b>									
350-455 V8 1965-79	7156	600-800 cfm	60579, 60599 (D)	7157	7812	7895	5757	5767	(F)


**Important Footnotes**

(A) Certain exclusions apply; read the listing for this part or call our Tech Line  
 (B) Throttle body must be used with matching EGR plate  
 (C) Manifolds, heads and water pumps also available with polished finish

(D) Not for computer controlled engines  
 (E) Retainers and keepers available for these springs (for stock heads only)  
 (F) Retainers and keepers available separately

(G) Hydraulic roller cam  
 (H) Replacement valve springs for Edelbrock heads only -will not fit stock heads

EDELBROCK-TOTAL  
**POWER**  
PACKAGE®



Power Package Top End Kit #2094 for big-block Chevs

**POWER PACKAGE TOP END KITS**  
**— ALL IN ONE BOX**  
**FOR CHEVY, CHRYSLER & FORD**

The Edelbrock Total Power Package® concept of selling dyno-matched components has been popular since the 1980s, but with the introduction of the Performer RPM Power Package Top End Kits, Edelbrock matched parts are now available under one part number! Our Top End Kits have been a huge hit due to their all-in-one-box convenience and “no guesswork” performance appeal. With just about everything you need to top off your Chevy, Chrysler or Ford, these Top End Kits are performance-proven.

**Due to popular demand, we are introducing our new E-Street Top End Kits.** These kits feature the best combination of Edelbrock high-quality performance components at an affordable price! They include an Edelbrock Performer® or Performer RPM™ intake manifold, E-Street cylinder heads, Performer Plus™ camshaft, lifters, timing chain, installation bolts and complete gasket set. With just about everything you need to top off your Chevy or Ford, these Top End Kits are performance-proven. These E-Street Top End Kits offer affordable performance and quality – Made in USA! **Our RPM Top End Kits**, include an Edelbrock intake manifold, cylinder heads, hydraulic cam & lifters or hydraulic roller cam, timing chain (in most cases), complete bolt kits and an Edelbrock gasket set.

For our carbureted Top End Kits, choose the best Edelbrock carburetor for your application (page 41) and check out the horsepower listed with each kit. These are real results from engine dynamometer tests on factory short blocks. Edelbrock Top End Kits deliver seat-of-the-pants performance you can feel throughout the RPM range!

**CHEVY POWER PACKAGE TOP END KITS**

**E-Street for S/B Chevy (1957-86) - 315 hp & 381 ft/lbs. ....#2022**

Performance results obtained on a 350 c.i.d. shortblock w/9.0:1 compression.

**RPM for 383 S/B Chevy (1987 & later) - 460 hp & 460 ft/lbs. w/late model hydraulic roller cam .....#2096 (A)**

Performance results obtained on a 383 c.i.d. ZZ383 shortblock w/9.5:1 compression.

**RPM for 350 S/B Chevy (1987 & later) - 435 hp & 435 ft/lbs. w/late model hydraulic roller cam .....#2097 (A)**

Performance results obtained on a 350 c.i.d. ZZ4 shortblock w/9.5:1 compression.

**RPM for 327-350 S/B Chevy (1986 & earlier) - 410 hp & 408 ft/lbs. w/flat tappet cam .....#2098**

Performance results obtained on a 350 c.i.d. ZZ4 shortblock w/9.5:1 compression.

**RPM for 327-350 S/B Chevy (1986 & earlier) - 435 hp & 435 ft/lbs. w/retro-fit hydraulic roller cam .....#2099 (A)**

(for use in non-roller blocks) Performance results obtained on a 350 c.i.d. shortblock w/9.5:1 compression.

**RPM for S/B Chevy (1986 & earlier) - 363 hp & 405 ft/lbs w/retro-fit hydraulic roller cam .....#2088 (A)**

Performance results obtained on a 350 c.i.d. shortblock with 9.0:1 compression.

**RPM for S/B Chevy (1987 & later) - 363 hp & 405 ft/lbs. w/late model hydraulic roller cam .....#2089 (A)**

Performance results obtained on a 350 c.i.d. shortblock with 9.0:1 compression.

**RPM for Chevy LT4 (1992-97) - 406 hp & 390 ft/lbs w/hydraulic roller cam. ....#2019 (A)**

Performance results obtained on a 355 c.i.d. shortblock w/10.5:1 compression.

**E-Street for 396-454 B/B Chevy (1995 & earlier) - 354 hp & 470 ft/lbs. ....#2024**


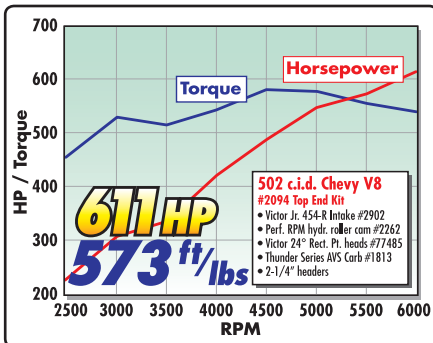
Performance results obtained on a 454 c.i.d. shortblock w/9.6:1 compression.

**RPM for 502 B/B Chevy (Gen V & VI) - 611 hp & 573 ft/lbs. w/late model hydraulic roller cam .....#2094 (A)**


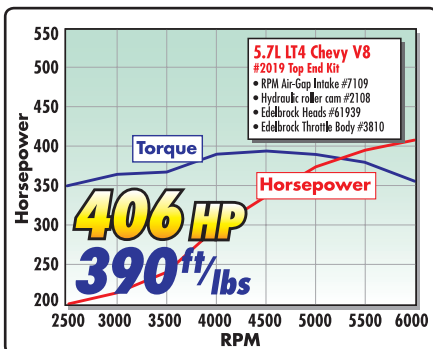
Performance results obtained on a 502 Gen V shortblock w/9.6:1 compression.

**RPM for 396-454 B/B Chevy (1995 & earlier) - 540 hp & 539 ft/lbs w/flat tappet cam. ....#2095**

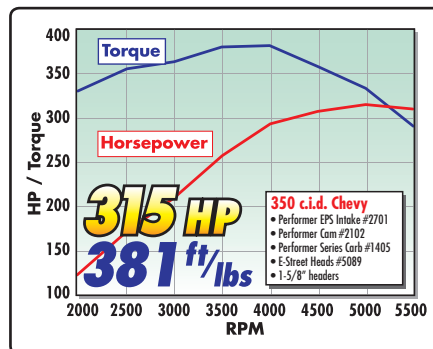
Performance results obtained on a 454 c.i.d. shortblock w/9.6:1 compression.



Power Package Top End Kit #2096 for S/B Chevy



E-Street Top End Kit #2022 for S/B Chevy




(A) Kits with hydraulic roller cams do not include lifters, see page 176-177 for Edelbrock roller lifters. All parts not legal for sale or use on pollution controlled motor vehicles.




Power Package Top End Kit #2087 for 440 B/B Chrysler




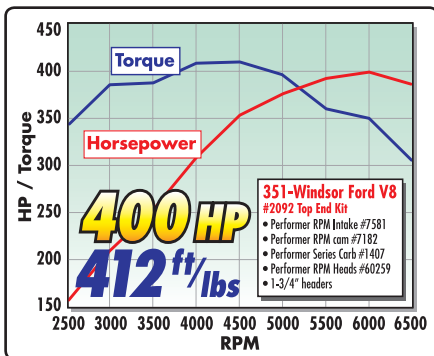
Power Package Top End Kit #2090 for S/B 351W Ford



Power Package Top End Kit #2086 for 383 B/B Chrysler



Power Package Top End Kit #2092 for 351W Ford



Power Package Top End Kit #2091 for S/B Ford

## CHRYSLER POWER PACKAGE TOP END KITS

RPM For 383 B/B Chrysler (1968-79) - 421 hp & 417 ft/lbs w/flat tappet cam.....#2086  
Performance results obtained on a 383 c.i.d. shortblock.

RPM For 440 B/B Chrysler (1968-79) - 482 hp & 528 ft/lbs w/flat tappet cam.....#2087  
Performance results obtained on a 440 c.i.d. shortblock w/9.27:1 compression.

## FORD POWER PACKAGE TOP END KITS

E-Street for 289-302 S/B Ford (1981 & earlier) - 321 hp & 337 ft/lbs. ....#2027  
Performance results obtained on a 302 Ford shortblock w/9.1:1 compression.

RPM For 289-302 S/B Ford (1981 & earlier) - 367 hp & 340 ft/lbs. w/flat tappet cam.....#2091  
Performance results obtained on a 302 Ford shortblock w/9.5:1 compression.

RPM For 351W S/B Ford (1969-95) - 400 hp & 412 ft/lbs. w/flat tappet cam .....#2092  
Performance results obtained on a 351W Ford shortblock w/9.5:1 compression.

RPM For 351W S/B Ford (1969-95) - 443 hp & 424 ft/lbs. w/hydraulic roller cam & E-CNC heads..... #2090 (A)  
Performance results obtained on a 351W Ford shortblock w/9.5:1 compression.

RPM For 302 block - 8.2" deck with Cleveland heads (will not fit 351M/400) w/hydraulic roller cam.....#2059 (A)

RPM For 351W block - 9.5" deck with Cleveland heads (will not fit 351M/400) 438 hp & 414 ft/lbs. w/hydraulic roller cam.....#2060 (A)  
Performance results obtained on a 351W c.i.d. shortblock w/9.37:1 compression.

## POWER PACKAGE TOP END KITS INCLUDE

Kit Part #	Intake Manifold	Cylinder Heads	Cam & Lifters (A)	Timing Chain	Head Bolt Kit	Intake Bolt Kit	Gasket Sets
#2022	#2701	#5089	#2102	#7800	#8550	#8504	#7361, #6997
#2024	#7161	#50459	#2162	#7810	#8551	#8564	#7363, #6998
#2027	#2121	#5023	#2122	#7820	#8552	#8524	#7364, #6991
#2019	#7109	#61939	#2108	—	#8550	—	#7379
#2059	#7129	#61699	#2221	#7820	#8562	#8529	#7377
#2060	#7183	#61699	#2281	#7820	#8560	#8529	#7377
#2086	#7186	#60929	#7194	#7804	#8591	#8594	#7366
#2087	#7193	#60929	#7194	#7804	#8591	#8594	#7366
#2088	#2716	#60975	#2208	#7800	#8550	#8516	#7367, #6997
#2089	#2716	#60975	#2209	#7801	#8550	#8516	#7367, #6997
#2090	#7581	#79259	#2281	#7820	#8553	#8584	#7364, #6991
#2091	#7521	#60229	#7122	#7820	#8552	#8524	#7364, #6991
#2092	#7581	#60259	#7182	#7820	#8553	#8584	#7364, #6991
#2094	#2902	#77485	#2262	#7816	#8554	#8564	#7376
#2095	#7561	#60459	#7162	#7810	#8551	#8564	#7363, #6998
#2096	#7516	#60985	#2207	#7801	#8550	#8516	#7367, #6997
#2097	#7516	#60975	#2204	#7801	#8550	#8516	#7367, #6997
#2098	#7501	#60899	#7102	#7800	#8550	#8504	#7361, #6997
#2099	#7516	#60975	#2201	#7800	#8550	#8516	#7367, #6997