



Carburetor Calibration Kit #1479

CARBURETOR CALIBRATION KITS

All calibration kits include an assortment of metering rods and jets, one pair of metering rod retaining springs and a complete assortment of step-up springs (except Calibration Kit #1485 which is designed for a specific application).



Metering rods can be changed without removing the lid from the carburetor



Checking float level with a 7/16" drill bit

Calibration Kit Part #	Application	Metering Rods (Pair)	Metering Jets (Pair)
PERFORMER SERIES CARBURETORS (A)			
1486	#1403, #1404 #1801 & #1802	.057 x .049, .062 x .052, .063 x .047, .067 x .055, .068 x .052	.083, .089, .092, .098
1479	#1405	.068 x .042, .068 x .052, .070 x .052, .073 x .047, .073 x .052, .075 x .047	.089, .092, .098, .101, .104
1487	#1406	.070 x .037, .073 x .042, .073 x .047	.095, .098, .101
1485	#1409 on 4.3L 90° V6 with Performer manifolds #2111 & #2114	.068 x .057	.089 (Includes 2 pairs, 4 total jets)
1488	#1409	.063 x .047, .065 x .052, .070 x .047, .070 x .052, .073 x .047	.092, .095, .098, .101, .104
1480	#1407, #1410, #1412 & #1413	.065 x .037, .065 x .047, .068 x .047, .073 x .047, .073 x .052	.101, .104, .107, .110, .113, .116
1489	#1411	.070 x .042, .073 x .037, .073 x .042, .075 x .037	.104, .107, .110, .113
THUNDER SERIES AVS CARBURETORS (A)			
1840	#1805 & #1806	.065 x .037, .065 x .042, .065 x .047, .070 x .047, .070 x .052	.092, .095, .098, .101, .104
1841	#1812 & #1813	.063 x .037, .065 x .042, .067 x .049, .070 x .047, .070 x .052, .070 x .057, .073 x .042	.095, .098, .104, .107, .110, .116
1842	#1825 & #1826	.063 x .037, .063 x .047, .067 x .049, .068 x .047, .068 x .052	.092, .095, .098, .101, .104



METERING JETS

These metering jets are designed for use with Edelbrock Performer Series and Thunder Series AVS carburetors only. Do not use with other brands. Sold in pairs.

.077.....#1420*	.095.....#1426*	.110.....#1432*
.080.....#1421*	.098.....#1427*	.113.....#1433*
.083.....#1422*	.100.....#1428*	.116.....#1434*
.086.....#1423*	.101.....#1429*	.119.....#1435*
.089.....#1424*	.104.....#1430*	
.092.....#1425*	.107.....#1431*	

METERING RODS

These metering rods are designed for use with Edelbrock Performer Series and Thunder Series AVS carburetors only. Do not use with other brands. Sold in pairs.

Cruise/Power	Cruise/Power	Cruise/Power
.057 x .049#1437*	.065 x .057#1461*	.070 x .052#1452*
.058 x .052#1438*	.067 x .049#1462*	.070 x .057#1418*
.060 x .057#1440*	.067 x .055#1463*	.071 x .047#1453*
.062 x .052#1441*	.068 x .042#1446*	.073 x .037#1454*
.063 x .037#1442*	.068 x .047#1447*	.073 x .042#1455*
.063 x .047#1443*	.068 x .052#1448*	.073 x .047#1456*
.065 x .037#1444*	.068 x .057#1436*	.073 x .052#1457*
.065 x .042#1416*	.070 x .037#1449*	.075 x .037#1458*
.065 x .047#1445*	.070 x .042#1450*	.075 x .042#1419*
.065 x .052#1460*	.070 x .047#1451*	.075 x .047#1459*



Performer Series carb featuring a Pro-Flo chrome air cleaner #1221

(A) Calibration is the same for EnduraShine carburetors
*Not legal for sale or use on pollution controlled motor vehicles.

PART NUMBERS
IN RED ARE
NEW

CARB ACCESSORIES

Edelbrock



#1481



#1844

THROTTLE LEVER ADAPTERS FOR CHRYSLER AND FORD

Throttle Lever Adapter #1481 fits 1966 and later Chryslers. #1483 is for Ford automatic transmission equipped vehicles with cable operated throttle (except A.O.D.). Both accept cruise control. Use with appropriate throttle cable plate when necessary. Available in gold iridited finish to match Edelbrock Performer Series Carbs or black to match Edelbrock Thunder Series AVS Carbs.

Chrysler Throttle Lever Adapter (1966 and later)	Gold #1481*	Black #1843*
Ford Throttle Lever Adapter (1968 and later)	Gold #1483*	Black #1844*



Ford Throttle Cable
Plate Kits

FORD THROTTLE CABLE PLATE KITS

Repositions stock throttle cable bracket to align with Edelbrock carb throttle arm. Use with Edelbrock Throttle Lever Adapter #1483 and stock throttle cable bracket. Designed for Fords with cable activated throttle and automatic transmission kickdown rod. Available in gold iridited finish to match Edelbrock Performer Series Carbs or black to match Edelbrock Thunder Series AVS Carbs.

Ford 289-302	Gold #1490*	Black #1845*	Ford 351M/400	Gold #1493*	Black #1847*
Ford 351W	Gold #1491*	Black #1846*	Ford 429-460	Gold #1495*	Black #1848*

PROGRESSIVE THROTTLE LINKAGE

Designed for use with Edelbrock Dual-Quad manifolds. This linkage kit provides smooth throttle activation using high-quality aluminum, stainless steel and brass parts with spherical rod ends.

Dual-Quad Progressive Linkage Kit	#7094
--	--------------



Dual-Quad Linkage Kit #7094

UNIVERSAL CHOKE CABLE

The Edelbrock Universal Choke Cable for 2-barrel and 4-barrel applications. This cable measures 72" in length and features a stainless steel outer sleeve. The knob is polished and features engraved Edelbrock Equipped logo. This Edelbrock Universal Choke Cable is a nice way to finish off any carburetor installation.

Universal Carburetor Choke Cable with Polished Knob	#8013
--	--------------




Universal Choke
Cable #8013

UNI-SYN® CARBURETOR BALANCING INSTRUMENT

Uni-Syn is a precision instrument which provides a visual method of balancing multiple carburetor setups with a high degree of accuracy. Instructions included.

Uni-Syn "A" (1-bbl. and 2-bbl. with round top; i.e. British S.U. carbs).....	#4025
Uni-Syn "MC" (motorcycle)	#4027
Glass Tube and Indicator Rebuild Kit	#4024




Uni-Syn #4025

GASKETS

EDELbrock SQUARE-BORE CARB GASKETS

Gasket Set (includes airhorn and carb-to-manifold gasket)	#1472
Airhorn Gasket (5 gaskets included).....	#1499
Carburetor Base Gasket (2 gaskets included)	#3899



Gasket Set #1472



Airhorn Gasket #1499

HEAT INSULATOR GASKETS

Designed to help prevent fuel percolation in Performer Series and Thunder Series AVS carburetors exposed to extreme underhood temperatures. Use #9265 with open plenum manifolds such as Torker II and Victors. #9266 features a divided center which is designed to seal the carburetor to dual-plane manifolds including Performer, Performer RPM and most RPM Air-Gap manifolds. All gaskets come with extended carb studs.

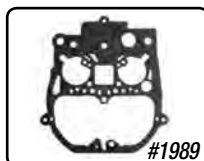
Square-Bore Heat Insulator Gasket (0.320" thick).....	#9265
Divided Square-Bore Heat Insulator Gasket (0.320" thick).....	#9266
Square-Bore Heat Insulator Gaskets for Edelbrock Dual-Quad Manifolds (0.125" thick - 2 gaskets included).....	#9267*



#9267



#9265



#1989

AIRHORN GASKET SETS FOR Q-JET CARBURETORS

For Edelbrock and GM Rochester Q-Jet carbs. Not for computer-controlled carbs.

Fits Edelbrock Q-Jet Carbs #1903, #1904, #1905, #1906 and #1910 (5 gaskets included).....	#1987
Fits Edelbrock Q-Jet Carb #1901 (5 gaskets included)	#1989
Fits Edelbrock Q-Jet Carb #1902 (5 gaskets included)	#1998

Performer Series & Thunder Series AVS carbs will work with Ford automatic overdrive trans (AOD) when used with Lokar bracket SRK-4000, for more info call (865) 966-2269 or go to www.lokar.com

*Not legal for sale or use on pollution controlled motor vehicles.


POWER PLG
KITS
SUPERCHARGERS
CRATE ENGINES
CARBS & ACCESS.
FUEL PUMPS
INSTALL ITEMS
MANIFOLDS
GASKETS
HEADS
EFI
CAMS & ACCESS.
NITROUS
WATER PUMPS
ACCESS.
EXHAUST
SUSPENSION
SHOCKS
QUICKSTART
INDEX

POWER PKG
KITS
SUPERCHARGERS
CRATE ENGINES
CARBS & ACCESS.
FUEL PUMPS
INSTALL ITEMS
MANIFOLDS
GASKETS
HEADS
EFI
CAMS & ACCESS.
NITROUS
WATER PUMPS
ACCESS.
EXHAUST
SUSPENSION
SHOCKS
QWIKDATA2
INDEX


Edelbrock

CARB ACCESSORIES

**PART NUMBERS
IN RED ARE
NEW**



#3897



#3898

VICTOR JR. 2V SPORTSMAN GASKET

Carb Base Gasket for #2901, #2912 and #2940 (6 gaskets included).....#6940

FORD EGR GASKETS

EGR Gaskets; OEM 4V - for #3721, #3723, #3781, and #3783 manifolds#3896

EGR Gasket; OEM 2V - for #3721, #3723, #3781, and #3783 manifolds.....#3897

EGR Plate Gasket; OEM 4V - for #3766 manifold#3898



Step-Up Spring Assortment #1464

TUNING ACCESSORIES

FOR PERFORMER SERIES & THUNDER SERIES AVS CARBS

Step-Up Spring Assortment (5 pair)#1464*
Includes 3" Hg (blue), 4" Hg (yellow), 5" Hg (orange), 7" Hg (pink) and 8" Hg (plain) springs.

Accelerator Pump Nozzles (Includes .024, .033, .043 nozzles and gaskets)#1475*

Off-Road Needles and Seats (Includes a pair of spring loaded needles and .0935" seats).....#1465

High Flow Needles and Seats (Includes a pair of needles and .110" seats).....#1466*

EGR Adapter.....#1476

Allows EGR valve to clear #1400 carb on #3701/#3706 manifolds or on OEM with Edelbrock carburetor.

Electric Choke Kit.....#1478

Includes all parts necessary to convert #1404, #1405, #1407 and #1412 Edelbrock Performer Series carburetors to electric choke. *Not for Thunder Series AVS carburetors.*

Choke Cap Kit (Includes choke cap and gasket, 3 screws and 3 locking tabs)#1474

Chevy/GMC Cruise Control Kit (Required for OEM cruise control hook-up)#1484

Idle Mixture Screw Set (Pair of idle mixture screws and springs for all Edelbrock square-bore carburetors.)...#1496

Banjo Fitting (with 3/8" inlet, 5/8"-20).....#8089

-6 AN Fitting (5/8" -20).....#8087

Inverted Flare Fitting (for 3/8" tubing, 5/8"-20)#8090


Throttle Cable Plate with Morse Cable Bracket#8197

Idle Compensator Kit.....#8059

Maintains correct idle speed when air conditioner is on. Includes 12-volt solenoid and mounting bracket for all Edelbrock square-bore carburetors.

Quadrajet Adapter Plate#2696

Adapter for mounting Edelbrock square-bore carbs to stock Quadrajet and Thermo-Quad manifolds.



Accelerator Pump Nozzles #1475



Float Kit #1469



Idle Compensator Kit #8059



QuadraJet Adapter & Fuel Line Kit #2697

Q-JET REPLACEMENT KIT

This complete kit includes everything you need to add an Edelbrock square-bore (Performer or Thunder Series) carburetor to a stock Q-jet or Thermo-Quad intake manifold with a spread-bore flange. Kit includes: Spread bore to square bore adapter plate, 24" fuel hose, fuel filter, 3/8" adapter fitting, carb studs, gaskets and all of the necessary hardware for an easy installation.

QuadraJet Adapter and Fuel Line Kit#2697

CARBURETOR MAINTENANCE KITS

Float Kit (includes 2 floats, 2 pins and a float setting gauge).....#1469

Accelerator Pump Assembly for #1400, #1403, #1404, #1405, #1406, #1801, #1802, #1803, #1804, #1805, #1806, #1825, and #1826.....#1470

Accelerator Pump Assembly for #1407, and #1411#1467*

Accelerator Pump Assembly for #1412, #1413, #1812, and #1813.....#1468*

Marine Accelerator Pump (includes seal, spring and cup assembly for #1409/#1410)#1471*

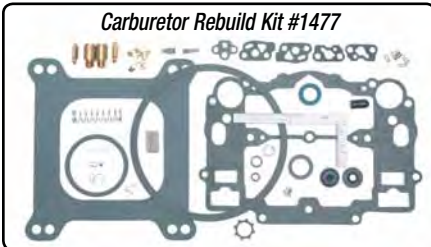
Performer Series Linkage Kit (includes 1 ea. of 7 links and 6 retaining clips)#1473

AVS Carb Linkage Kit (includes 1 ea. of 7 links with black finish and 6 retaining clips)#1873

Carburetor Rebuild Kit (includes parts & gaskets to rebuild all Edelbrock square-bore carbs).....#1477

Replacement Fuel Inlet Fitting (5/8"-20, 3/8" nipple, gold iridited).....#1497

Replacement Needles and Seats (.0935" diameter, pair).....#1498



Carburetor Rebuild Kit #1477



Air/Fuel Monitor #6593

AIR/FUEL RATIO MONITOR

This Air/Fuel Monitor displays the actual air/fuel mixture in ratios from approximately 12 to 15:1. Use it to guide carburetor adjustment and jetting or to improve ignition spark advance curves. Not for use with leaded fuels or alcohol. Kit includes oxygen sensor, bung, harness, display unit and installation instructions.

Air/Fuel Ratio Monitor.....#6593

Replacement Oxygen Sensor with 18mm Bung.....#3591



CARBS FUEL FILTERS & MORE



Chromed Steel Fuel Kit #8126 with no fuel filter



Dual Feed Fuel Line Kit #8133 includes an anodized aluminum fuel filter



Single-Feed Fuel Line Kit Chrome Steel Fuel Kit #8131

FUEL INLET AND FILTER KITS SINGLE FEED FOR EDELBROCK PERFORMER SERIES AND THUNDER SERIES AVS CARBURETORS

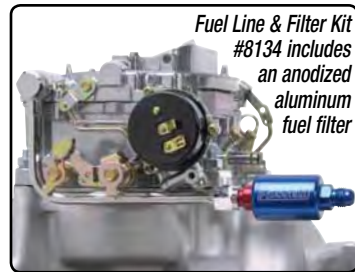
These fuel inlets for Edelbrock carburetors provide a clean and custom plumbing solution. The drop-down design routes the fuel line on the right-hand (passenger side) of the carburetor below the linkage and choke housing. The #8126 includes a barbed end for a push-on 3/8" rubber fuel line. The #8131 and #8134 include an aluminum fuel filter with a 40 micron filter element and -6 AN male inlet will accept an Edelbrock fuel line kit for a complete fuel-pump to carburetor plumbing solution. They are manufactured of chrome plated steel and include a 5/8" -20 threaded banjo bolt with gaskets.

- Chromed Steel Fuel Line with no fuel filter and 3/8" barbed end inlet**.....#8126
- Single-Feed Fuel Line with polished aluminum filter** (replacement filter only #8129).....#8131
- Single-Feed Fuel Line with blue anodized aluminum filter** (replacement filter only #8130).....#8134
- 6 AN female to barb** (for use when using push-on fuel line with #8131 and #8134).....#624010

DUAL FEED FOR EDELBROCK THUNDER SERIES AVS CARBURETORS

These dual feed fuel inlets are designed specifically for Edelbrock Thunder Series AVS carburetors. The drop-down design routes the fuel line on the right-hand (passenger side) of the carburetor below the linkage and choke housing. Options include a barbed end for a push-on 5/16" or 3/8" fuel line or -6 AN aluminum fuel filter with a 40 micron filter element. Match with Edelbrock fuel line kit for a complete fuel-pump to carburetor plumbing solution. They are manufactured of chrome plated steel and include a 5/8" -20 threaded banjo bolt with gaskets.

- Dual-Feed Fuel Line with blue anodized aluminum filter** (replacement filter only #8130).....#8133
- Dual-Feed Fuel Line with polished aluminum filter** (replacement filter only #8129).....#8128
- Chromed Steel Dual-Feed Fuel Line with no fuel filter and 3/8" barbed end inlet**.....#8132
- 6 AN female to barb** (for use when using push-on fuel line with #8128 and #8133).....#624010



Fuel Line & Filter Kit #8134 includes an anodized aluminum fuel filter



-6 AN female to barb #624010



Dual-Quad fuel line kit #8091



Russell Performance Products is an Edelbrock Company

HIGH FLOW FUEL FILTERS

Designed for high volume fuel systems these high-quality fuel filters are manufactured of billet aluminum and offer 40 micron filtration. These filters are 3" long by 1-1/4" in diameter and include a 40 micron disc element with a -6 male inlet/outlet. Match with Edelbrock pump-to-carb fuel line kits for a complete plumbing solution.

- Polished aluminum filter**.....#8129
- Blue anodized aluminum filter**.....#8130
- Black anodized aluminum filter**.....#650133
- Replacement filter element**.....#8137
- 6 AN female to barb** (for use when using push-on fuel line with -6 fuel filter).....#624010



Dual-Quad Fuel Line Kit #8088



Dual-Quad Fuel Line Kit #8091 with Endura finish



Black Fuel Filter #650133



Blue anodized Fuel Filter #8130



Polished Fuel Filter #8129

DUAL-QUAD FUEL HOSE KIT

Supplies fuel to two Edelbrock carbs when used on Edelbrock Dual-Quad manifolds. Use with a fuel hose kit such as our #8122 or #8127. 6-7/16" center-to-center, 1/8"-NPT fuel pressure port and a 3/8"-NPT fuel inlet.

- Dual-Quad Fuel Line Kit**.....#8088
- Dual-Quad Fuel Line Kit (Endura finish)**.....#8091
- Dual-Quad Fuel Line Kit (ProClassic finish)**.....#80913



Dual-Quad Fuel Line Kit #80913

**PART NUMBERS
IN RED ARE
NEW**

FUEL FILTERS & MORE **CARBS**



Universal Fuel Hose & Filter Kit #8135

UNIVERSAL FUEL HOSE & FILTER KIT

Designed for quick installation when retaining part of the stock steel fuel line, simply cut the stock line and install the compression fitting. Use supplied neoprene hose, clamp and special fuel filter and connect to carb. Will work with either 5/16" or 3/8" lines. Kit includes fuel filter, special fittings to adapt 5/16" and 3/8" steel line to 3/8" fuel hose, 24" of 3/8" fuel hose (SAE 30R7) and four stainless steel worm-type hose clamps.

Universal Fuel Hose & Filter Kit#8135



Fuel Line Kit #8101

ADJUSTABLE DUAL-FEED FUEL LINE KIT FOR ALL HOLLEY DUAL-FEED CARBS

Made from aircraft quality buna-N neoprene hose encased in braided stainless steel, this fuel line kit is temperature, gas and oil resistant. Made for 3/8" NPT fitting, the fuel line is adjustable between the carb bowls from 7-1/2" to 11-1/2". Includes 1/8" pipe fitting, plug for fuel pressure gauge, etc. Hose nipple not included.

Braided Steel Dual-Feed Fuel Line Kit.....#8101



Braided Stainless Steel Fuel Hose Kit #8123

FUEL PUMP TO CARB INLET HOSE KITS FOR EDELBROCK FUEL PUMPS WITH 3/8" OUTLET

These high-quality fuel line kits offer a clean and precise fuel supply line for mechanical fuel pumps with 3/8" NPT outlet, when using an Edelbrock Single-Feed or Dual-Feed fuel inlet kit #8128, #8131, #8133 or #8134. These hose kits are pre-assembled hose with hose ends and are available with stainless steel braided hose or black nylon fabric ProClassic hose. Carb fuel inlet not included, see page 44 for applications.

Braided Stainless Steel Fuel Hose Kit (for S/B Chevy, S/B Chrysler, and B/B Chrysler).....#8123

Braided Stainless Steel Fuel Hose Kit (for AMC, B/B Chevy, S/B Ford, 429/460 Ford & Pontiac)#8124

Braided Stainless Steel Fuel Hose Kit (for Small-Block Fords - bottom feed only)#8125



ProClassic Fuel Hose Kit #81233

ProClassic Black Fuel Hose Kit (for S/B Chevy, S/B Chrysler, and B/B Chrysler)#81233

ProClassic Black Fuel Hose Kit (for AMC, B/B Chevy, S/B Ford, 429/460 Ford & Pontiac)#81243



ProClassic Fuel Hose & Filter Kit #8102

FUEL PUMP TO CARB HOSE KITS

COMPLETE FUEL PUMP TO CARBURETOR FUEL HOSE

These high-quality fuel line kits offer a clean and precise fuel supply line for mechanical fuel pumps with 3/8" NPT to the 5/8" -20 fuel inlet on Edelbrock Performer Series and Thunder Series AVS Carbs. They are manufactured with Russell ProClassic hose and include fuel filter, 5/8" -20 banjo bolt and gaskets. Will not work with OEM or equivalent fuel pumps.

ProClassic Fuel Hose with Street Fuel Filter.....#8102

ProClassic Fuel Hose with Competition Fuel Filter.....#8103



ProClassic Fuel Hose & Filter Kit #8103

FUEL DISTRIBUTION BLOCKS

FOR DUAL, TRIPLE AND QUAD CARBURETOR SETUPS

Edelbrock has reintroduced the vintage cast aluminum fuel blocks for dual, triple and quad carb applications for your hot rod or custom vehicle. Edelbrock fire wall mounted fuel blocks feature a single 3/8" NPT inlet and two, three or four 1/4" NPT outlets, depending on application. Each fuel block has four holes for mounting to a fire wall and are available with as-cast or polished finish. The Edelbrock Mini Fuel Block #1286 was first introduced in the late 50's and is a great solution for any dual or triple carb application where no mounting surface is available. It features a single 1/4" inlet with three 1/4" outlets with a polished finish and period correct Edelbrock logo decal. See page 33 for Mini Fuel Distribution Kit #1281 - this kits includes everything needed to plumb a dual or triple carb setup. All of them are a great way to finish off your Edelbrock 94 carburetor and intake manifold installation!



Mini Fuel Block #1286



As-Cast Fuel Block #1285

As-cast Fuel Block #1290

As-Cast Fuel Block #1280

Dual Outlet Fuel Block	As-Cast #1280	Polished #12801
Triple Outlet Fuel Block	#1285	#12851
Quad Outlet Fuel Block	#1290	#12901
Mini Triple Outlet Fuel Block	N/A	#1286

Important Note: Triple fuel blocks can also be used with any dual carb installation by blocking off the unused outlet with pipe plug #662043 or any similar 1/4" -18 plug. The third outlet can also be run to fuel pressure gauge if desired.

POWER PLS
KITS
SUPERCHARGERS
CRATE ENGINES
CARBS & ACCESS.
FUEL PUMPS
INSTALL ITEMS
MANIFOLDS
GASKETS
HEADS
EFI
CAMS & ACCESS.
NITROUS
WATER PUMPS
ACCESS.
EXHAUST
SUSPENSION
SHOCKS
QUICKSTART
INDEX